

NEW GUIDELINE FOR THE  
1,000-WON BREAKFAST

# Getting Your 1,000-won Breakfast at Ajou

New Steps to Follow



NEW GUIDELINE FOR THE  
1,000-WON BREAKFAST

# NO need to Wait in line



Easily buy meal vouchers  
through the app!

STEP 1

# Download "It`s Me" app



**잇츠미 - It'sMe**

자격기반 종합소비플랫폼, 잇츠미

열기



Search for "It'sMe" on the Play Store or App Store and install it to get started!

## STEP 2

# Sign Up


### 모바일 본인인증

서비스에 로그인 또는 회원가입 진행을 위해  
통신사 본인인증을 진행합니다.



### 비밀번호 설정

비밀번호를 설정해주세요



After installing the app, just follow these simple steps:

- ① Verify your identity with your mobile phone
- ② Set up a PIN code

That's it — your account is all set!

## STEP 3

# Find and Select Ajou University

### 현재 소속된 대학을 선택해주세요

소속 대학이 바뀔 경우 설정에서 변경할 수 있습니다!



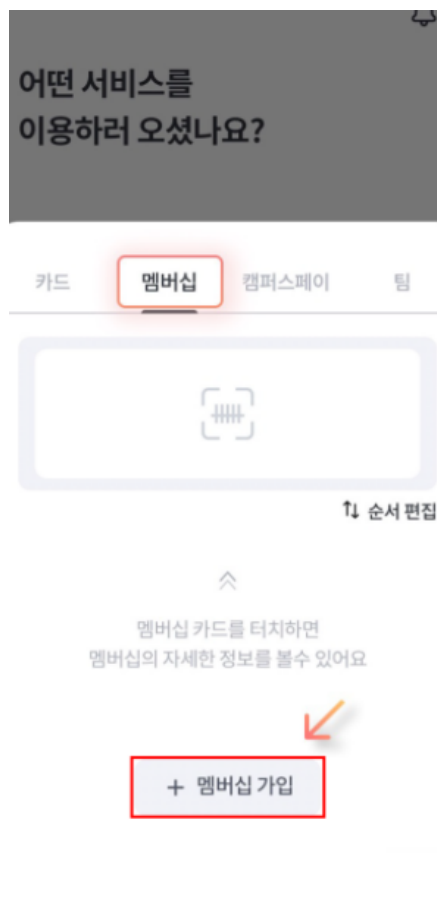
Log-in > find and select Ajou University

※ Don't worry — if you pick the wrong one,  
you can always change it later in the settings.

## STEP 4

# Join the Ajou Membership

어떤 서비스를  
이용하려 오셨나요?



정보 입력

멤버십 발급을 위해 정보를 입력해주세요.

학번/사번\*

202508210

확인



Enter your student ID number to get started with Ajou University membership.

## STEP 5

# Add a Payment Method ①

더보기 "more"

결제



결제내역



결제수단

"payment methods"



Go to the “More” tab at the bottom, then tap  
“Payment Methods.”

※ Adding a payment method makes it super easy to  
grab your meal tickets!

## STEP 5

# Add a Payment Method ②

The image shows two side-by-side screenshots from a mobile application. The left screenshot is titled "결제수단" (Payment Method) and has two tabs: "카드" (Card) and "계좌" (Bank Account). The "카드" tab is selected. Below the tabs is a card icon and the text "카드를 추가하면 잇츠미의 모든 서비스 결제와 오프라인 매장에서 결제가 가능합니다!" (Adding a card allows payment for all It's Me services and offline stores!). A red box highlights a button labeled "+ 카드 추가하기" (Add Card). The right screenshot is titled "카드정보를 입력해주세요." (Please enter your card information.). It contains a form with the following fields: "카드번호" (Card Number) with the value "0000 - 0000 - 0000 - 0000"; "유효기간" (Valid Period) with "MM/YY" and "CVC" with "3자리 숫자" (3-digit number); and "비밀번호" (PIN) with "앞 2자리" (first 2 digits) and "별칭(선택)" (Alias (optional)) with "최대 12글자" (Maximum 12 characters). A red box highlights the "등록하기" (Register) button at the bottom.

Choose "Card" or "Bank Account",  
enter your payment info, and then tap Register


※ Adding a payment method makes it super easy to  
grab your meal tickets!



## PURCHASE-STEP 1

### Select a "학식"

어떤 서비스를  
이용하러 오셨나요?



On the home screen, click "학식"

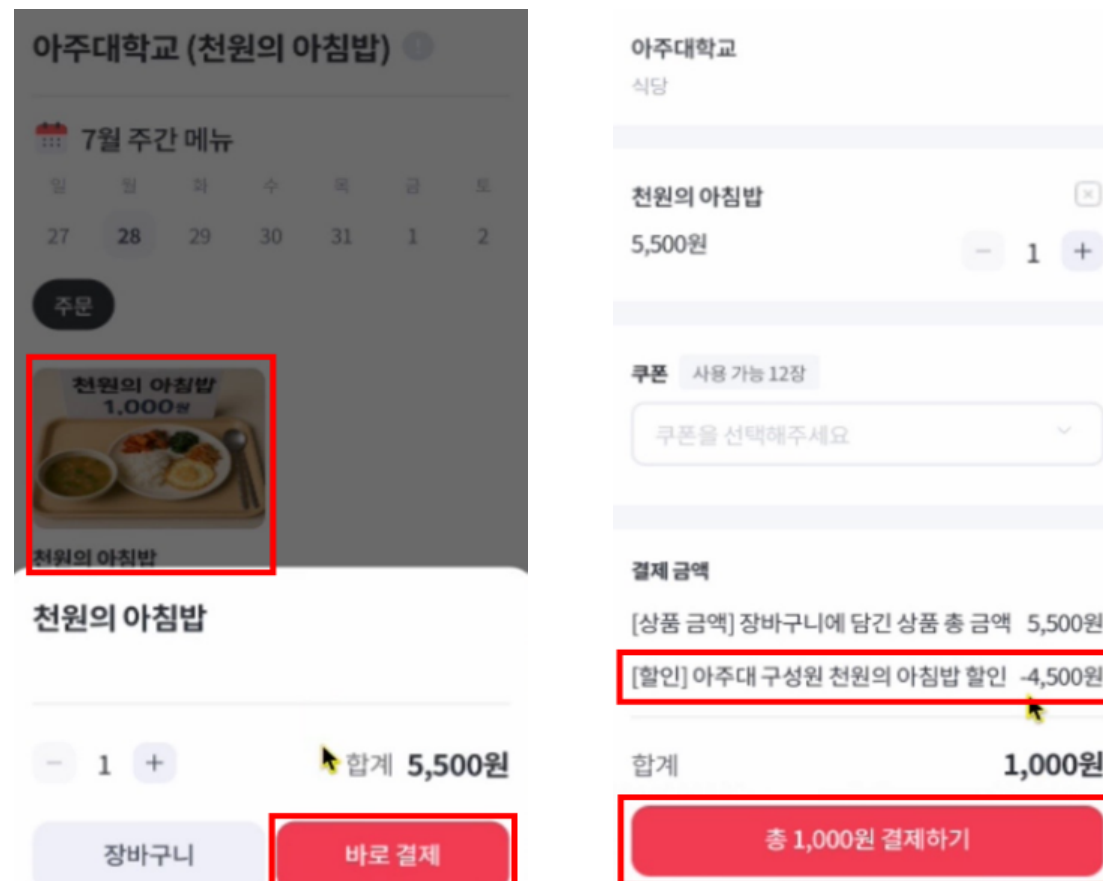


◎ 1,000-Won Breakfast is available on weekdays from 8:00 AM until we sell out (only 200 meals per day)

◎ Find the 1,000-won breakfast at the Dormitory Cafeteria

## PURCHASE-STEP 2

# Select Menu and Make Payment



## Choose the 1,000-won Breakfast menu

※ The price shows 5,500 KRW at first, but members get a special discount and only pay 1,000 KRW when they check out



◎ 1,000-Won Breakfast is available on weekdays from 8:00 AM until we sell out (only 200 meals per day)

◎ Find the 1,000-won breakfast at the Dormitory Cafeteria

## PURCHASE-STEP 3

Check the QR code for your meal



주문번호 : A003



아주대학교

2025-07-28 17:19

주문 내역

천원의 아침밥 1개

5,500원

After paying, you'll get a **QR code (meal ticket)**

※ Simply scan it at the cafeteria to pick up your 1,000-Won Breakfast.

◎ Who's eligible: Students of Aju University, whether you're currently studying or on a break

 Meal vouchers are valid for use only on the purchase day

# MEAL PICK UP

Scan the QR code for your meal



※ Make sure to **scan your QR code** at the ticket reader to Pick Up your meal.

※ Meal vouchers are valid for use only on the purchase day



One 1,000-Won Breakfast per person each day

## Q&A

Q

When does the new payment method start?

A

Starting Monday, September 1, all 1,000-Won Breakfast purchases will be made only through the "It'sMe" app — no more buying at the kiosk.

Q

Can I buy breakfast without standing in line anymore?

A

Absolutely! From 8:00 AM on weekdays, you can purchase your meal easily through the "It'sMe" app without lining up. Just a heads-up—there are only 200 meals available daily, so make sure to buy yours early!

Q

Is membership registration required?

A

That's right! To enjoy the discounted price of 1,000-won, you'll need to register as a member. It's easy—just enter your student ID number and complete your registration.

Got questions? Just shoot us an email at [a10636@ajou.ac.kr](mailto:a10636@ajou.ac.kr) or give us a call at 031-219-2033—we're here to help!